

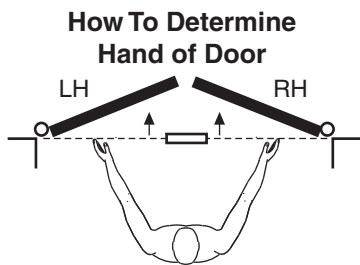
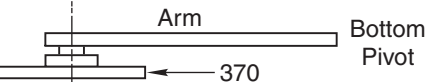
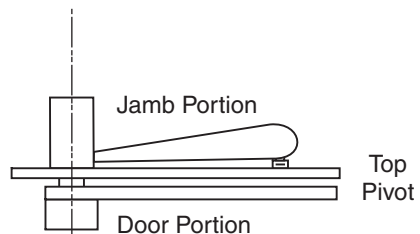
- NOTES:**  
**IMPORTANT**
1. It is the door and frame manufacturers' responsibility to check the hardware schedule and prepare doors and frames.
  2. Pivots drilled for 1/4-20x5/8 FHMS or #14 x 1-12 FHWS.
  3. Suitable reinforcing by others.
  4. For 1-3/4" to 2-1/2" (44.5 to 63.5) doors radius on heel edge of door 1-7/8" (47.6) max.
  5. Minimum Pivot Point is 2" (50.8).
  6. Dimensions given in inches (mm).

### 370 Pivot Set Center Hung

**RIXSON**  
**ASSA ABLOY**  
www.rixson.com

TEMPLATE NUMBER	DATE
<b>IS-370</b>	<b>05-10</b>

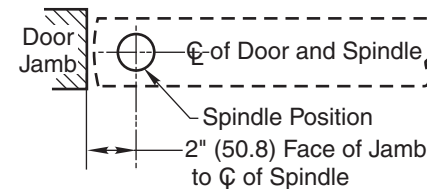
### Installation Instructions



Face a door swinging open away from you. If it opens to the right, it is right hand. If it opens to the left, it is left hand.  
 Note: This pivot is not handed.

#### 1. Locate Pivot Set

- A. Measure out 2" (50.8) from door jamb on centerline of door. The spindle center will be located at this point.
- B. Round heel edge and prepare door for 1/8" (3.2) min. clearance thru entire opening.



#### 2. Install Pivot Set

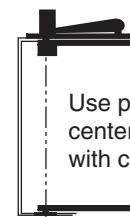
NOTE: Care must be exercised to see that bottom pivot is level.

370 Bottom Pivot Floor Portion:

1. Locate floor portion.
2. Anchor portion securely to floor.

#### 3. Install Top Pivot and Pivot Arm

- A. Install door portion of pivot in door per template.
- B. Install jamb portion of top pivot in frame per template.
- C. Centerline of pivot should align with centerline of bottom spindle. Use a plumb line to assure accuracy.
- D. Mortise bottom of door to receive arm (Mortise varies with required clearance—refer to template).



**IMPORTANT:**  
 Use plumb line to make sure that center line of top pivot pin lines up with center line of pivot spindle.

#### 4. Hang Door

Set arm, mortised in door, on pivot spindle and engage the top pivot pin by turning pin retracting screw clockwise.



#### 5. Dismount Door (if required)

Open the door enough to disengage the top pivot. Allow the door to close at the center and with the top of the door leaning toward you, lift the door clear of the spindle.

## 370 Pivot Set Center Hung

**RIXSON**

**ASSA ABLOY**

www.rixson.com

TEMPLATE NUMBER

**IS-370**

DATE

**05-10**